



RAIL WHEEL PLANT/BELA (INDIAN RAILWAYS) GOVT. OF INDIA		OFFICE OF THE CHIEF ADMINISTRATIVE OFFICER, ADMINISTRATIVE BUILDING, VILLAGE-BELA, BLOCK- DARIAPUR, SARAN (CHHAPRA), BIHAR.
---	--	--

MONTH WISE ANALYSIS OF GROUND WATER SAMPLE JUNE-2015

REF: (i) Ministry of Environment and Forest (MoEF)/GOI environmental Clearance no. J-11011/527/2010-IA.II(I) dated 12.01.2012.
(ii) Bihar State Pollution Control Board (BSPCB) Discharge Consent Order Letter No. pt 2-116/11 t-17582, dated 22.11.12.
(iii) BSPCB Emission Consent Order letter No. PT(NOC)-628/09 T-17581, dated 22.11.12.

(Sampling & Analysis done by MoEF Recognized Environmental Laboratory, Netal (India) Limited, Mumbai)


Ground Water sample	UNIT	Limit as per IS10500:1991		Actual measured value	
		Limit (Max) (mg/l) Desirable	Permissible limit in the absence of alternative source	Borewell No.1	Borewell No. 2
1. Colour	Hazen	5.0	15	<1.00	<1.00
2. pH	--	6.5 to 8.5	No relaxation	7.1	7.3
3. Turbidity on NTU	NTU	1.00	5.00	<1.00	<1.00
4. Total Dissolved Solids (TDS)	mg/l.	500.00	2000.00	248	263
5. Total Hardness as CaCO ₃	mg/l.	200.00	600.00	242	228
6. Calcium as Ca	mg/l.	75.00	200.00	26.2	25.4
7. Magnesium as Mg	mg/l.	30.00	No relaxation	27.5	28.4
8. Iron as Fe	mg/l.	0.30	No relaxation	0.15	0.12
9. Total Alkalinity as CaCO ₃	mg/l.	200.00	600.00	268	274
10. Chloride as Cl	mg/l.	250.00	1000.00	42.5	40.3
11. Sulphate as SO ₄	mg/l.	200.00	400.00	16.5	17.8
12. Nitrate as NO ₃	mg/l.	45.00	No relaxation	3.2	3.5
13. Fluoride as F	mg/l.	1.00	1.50	0.15	0.14
14. Arsenic as As	mg/l.	0.01	0.05	<0.01	<0.01
15. Coliform	MPN	ND	--	ND	ND

<p>RAIL WHEEL PLANT/BELA (INDIAN RAILWAYS) GOVT. OF INDIA</p>		<p>OFFICE OF THE CHIEF ADMINISTRATIVE OFFICER, ADMINISTRATIVE BUILDING, VILLAGE-BELA, BLOCK- DARIAPUR, SARAN (CHHAPRA), BIHAR.</p>
---	---	--

MONTHWISE ANALYSIS OF AMBIENT NOISE LEVEL FOR JUNE-2015

- REF: (i)** Ministry of Environment and Forest (MoEF)/GOI environmental Clearance no. J-11011/527/2010-IA.II(I) dated 12.01.2012.
(ii) Bihar State Pollution Control Board (BSPCB) Discharge Consent Order Letter No. pt 2-116/11 t-17582, dated 22.11.12.
(iii) BSPCB Emission Consent Order letter No. PT(NOC)-628/09 T-17581, dated 22.11.12.
(Sampling & Analysis done by MoEF Recognized Environmental Laboratory, , Netal (India) Limited,Mumbai)

Monitoring Location	Unit	Limit(Max)	Noise level in dB(A) (Actual measured value)	
			Day time	Night time
1. Near Main Gate	dB(A)	Industrial area-75.0	36.5	29.6
2. Near ADM Building	dB(A)	Commercial area-65.0	34.1	30.2
3. Near Final Wheel Processing Sec.	dB(A)	Residential area-55.0	49.8	42.5
4. Near Furnace	dB(A)		53.4	48.2

RAIL WHEEL PLANT/BELA (INDIAN RAILWAYS) GOVT. OF INDIA		OFFICE OF THE CHIEF ADMINISTRATIVE OFFICER, ADMINISTRATIVE BUILDING, VILLAGE-BELA, BLOCK- DARIAPUR, SARAN (CHHAPRA), BIHAR.
---	--	--

MONTHWISE ANALYSIS OF STACK EMISSION FOR JUNE-2015

(Sampling & Analysis done by MoEF Recognized Environmental Laboratory, , Netal (India) Limited, Mumbai)

		Actual measured values
Stack connected to Bag House attached with Electric Arc Furnace	Limit (Max)	
a. PM, mg / NM ³	75.00	47.6
b. SO ₂ , mg / NM ³	Not specified	35.8
c. NO ₂ , mg / NM ³	710.00	184
Stack connected to Normalizing Furnace		
a. PM, mg / NM ³	75.00	35.6
b. SO ₂ , mg / NM ³	Not specified	50.4
c. NO ₂ , mg / NM ³	710.00	224
Stack connected to 2400 KVA DG Set-1		
a. PM, mg / NM ³	75.00	30.2
b. SO ₂ , mg / NM ³	Not specified	45.6
c. NO ₂ , mg / NM ³	710.00	208
Stack connected to Draw Furnace		
a. PM, mg / NM ³	75.00	59.4
b. SO ₂ , mg / NM ³	Not specified	68.2
c. NO ₂ , mg / NM ³	710.00	218
Stack connected to I2400 KVA DG Set-2		
a. PM, mg / NM ³	75.00	33.5
b. SO ₂ , mg / NM ³	Not specified	41.6
c. NO ₂ , mg / NM ³	710.00	174
Stack connected to Incinerator		
a. PM, mg / NM ³	75.00	Not in Operation
b. SO ₂ , mg / NM ³	Not specified	
c. NO ₂ , mg / NM ³	710.00	

RAIL WHEEL PLANT/BELA (INDIAN RAILWAYS) GOVT. OF INDIA		OFFICE OF THE CHIEF ADMINISTRATIVE OFFICER ADMINISTRATIVE BUILDING, VILLAGE-BELA, BLOCK- DARIAPUR, SARAN (CHHAPRA), BIHAR.
---	---	---

MONTHWISE ANALYSIS OF AMBIENT AIR QUALITY FOR MAY-2015

REF: (i) Ministry of Environment and Forest (MoEF)/GOI environmental Clearance no. J-11011/527/2010-IA.II(I) dated 12.01.2012.

(ii) Bihar State Pollution Control Board (BSPCB) Discharge Consent Order Letter No. pt 2-116/11 t-17582, dated 22.11.12.

(iii) BSPCB Emission Consent Order letter No. PT(NOC)-628/09 T-17581, dated 22.11.12.

(Monitoring & Analysis done by MoEF Recognized Environmental Laboratory, Neetal India Limited, Mumbai)

Month	Parameters	Limit(Max)	Near Main Gate	Near East Side Boundary Wall (Store Yard)	Near Main Store 2	Near ADM Building (TTC)	Near Main Gate	Near East Side Boundary Wall (Store Yard)	Near Main Store 2	Near ADM Building (TTC)		
24 Hrs. Average Concⁿ in mg/m³												
May-2015	01st Monitoring					02nd Monitoring					Avg. Values	
	(Actual measured values)											
	PM ₁₀	100 µg/m ³	48.6	57.3	52.7	35.2	48.5	46.7	45.8	37.8		46.6
	PM _{2.5}	60 µg/m ³	24.8	29.4	32.5	25.7	23.5	28.7	29.6	23.5		27.2
	SO ₂	80 µg/m ³	6.8	9.5	7.8	7.2	6.8	7.9	7.2	8.4		7.7
	NO ₂	80 µg/m ³	18.5	19.2	19.6	18.7	17.5	18.4	17.8	18.9	18.6	