



RAIL WHEEL PLANT/BELA (INDIAN RAILWAYS) GOVT. OF INDIA		OFFICE OF THE CHIEF ADMINISTRATIVE OFFICER, ADMINISTRATIVE BUILDING, VILLAGE-BELA, BLOCK- DARIAPUR, SARAN (CHHAPRA), BIHAR.
---	---	--

MONTH WISE ANALYSIS OF GROUND WATER JUNE-2016

- REF: (i)** Ministry of Environment and Forest (MoEF)/GOI environmental Clearance no. J-11011/527/2010-IA.II(I) dated 12.01.2012.
(ii) Bihar State Pollution Control Board (BSPCB) Discharge Consent Order Letter No. pt 2-116/11 t-17582, dated 22.11.12.
(iii) BSPCB Emission Consent Order letter No. PT(NOC)-628/09 T-17581, dated 22.11.12.

(Sampling & Analysis done by MoEF Recognized Environmental Laboratory, Netel(India)Limited, Navi Mumbai)

<i>Ground Water sample</i>	UNIT	Limit as per IS10500:1991		April-16	
		Limit (Max) (mg/l) Desirable	<i>Permissible limit in the absence of alternative source</i>	<i>Borewell No. 3</i>	<i>Borewell No. 4</i>
1. Colour	Hazen	5.0	25	< 1.00	<1.00
2. pH	--	6.5 to 8.5	--	7.3	7.0
3. Turbidity on NTU	NTU	5.00	10.00	< 1.00	< 1.00
4. Total Dissolved Solids (TDS)	mg/l.	500.00	2000.00	271	257
5. Total Hardness as CaCO ₃	mg/l.	300.00	600.00	175	173
6. Calcium as Ca	mg/l.	75.00	200.00	26.8	25.3
7. Magnesium as Mg	mg/l.	30.00	--	26.5	25.6
8. Iron as Fe	mg/l.	0.30	1.00	0.15	0.17
9. Total Alkalinity as CaCO ₃	mg/l.	200.00	600.00	186	180
10. Chloride as Cl	mg/l.	250.00	1000.00	45.2	42.6
11. Sulphate as SO ₄	mg/l.	200.00	400.00	14.5	15.2
12. Nitrate as NO ₃	mg/l.	45.00	100.00	3.8	3.6
13. Fluoride as F	mg/l.	1.00	1.50	0.15	0.13
14. Arsenic as As	mg/l.	0.05	No relaxation	< 0.01	< 0.01
15. Coliform	MPN	10 in 100 ml	--	NIL	NIL


RAIL WHEEL PLANT/BELA (INDIAN RAILWAYS) GOVT. OF INDIA		OFFICE OF THE CHIEF ADMINISTRATIVE OFFICER, ADMINISTRATIVE BUILDING, VILLAGE-BELA, BLOCK- DARIAPUR, SARAN (CHHAPRA), BIHAR.
---	---	--

MONTH WISE ANALYSIS OF NOISE SAMPLE JUNE-2016

- REF: (i)** Ministry of Environment and Forest (MoEF)/GOI environmental Clearance no. J-11011/527/2010-IA.II(I) dated 12.01.2012.
(ii) Bihar State Pollution Control Board (BSPCB) Discharge Consent Order Letter No. pt 2-116/11 t-17582, dated 22.11.12.
(iii) BSPCB Emission Consent Order letter No. PT(NOC)-628/09 T-17581, dated 22.11.12.

(Sampling & Analysis done by MoEF Recognized Environmental Laboratory, Netel(India)Limited, Navi Mumbai)

Monitoring Location	Unit	Limit(Max)	Daytime	Night time
1. Near Main Gate	dB(A)	Industrial area-75.0 Commercial area-65.0 Residential area-55.0	42.3	35.9
2. Near ADM Building	dB(A)		35.8	31.2
3. Near Final Wheel Processing Sec.	dB(A)		51.6	42.3
4. Near Furnace	dB(A)		50.4	42.6

RAIL WHEEL PLANT/BELA (INDIAN RAILWAYS) GOVT. OF INDIA		OFFICE OF THE CHIEF ADMINISTRATIVE OFFICER, ADMINISTRATIVE BUILDING, VILLAGE-BELA, BLOCK- DARIAPUR, SARAN (CHHAPRA), BIHAR.
---	---	--

STACK EMISSION MONITORING REPORT FROM JUNE-2016

(Sampling & Analysis done by MoEF Recognized Environmental Laboratory, Netel(India)Limited, Navi Mumbai)

		April-2016
Stack connected to Bag House attached with Electric Arc Furnace	Limit (Max)	
a. PM, mg / NM ³	75.00	47.9
b. SO ₂ , mg / NM ³	Not specified	33.4
c. NO ₂ , mg / NM ³	710.00	215
Stack connected to Normalizing Furnace		
a. PM, mg / NM ³	75.00	34.5
b. SO ₂ , mg / NM ³	Not specified	52.5
c. NO ₂ , mg / NM ³	710.00	228
Stack connected to 2400 KVA DG Set-1		
a. PM, mg / NM ³	75.00	32.6
b. SO ₂ , mg / NM ³	Not specified	42.5
c. NO ₂ , mg / NM ³	710.00	230
Stack connected to 2400 KVA DG Set-2		
a.PM, mg / NM ³	75.00	37.5
b.SO ₂ , mg / NM ³	Not specified	42.5
c.NO ₂ , mg / NM ³	710.00	204
Stack connected to Draw Furnace		
a. PM, mg / NM ³	75.00	53.5
b. SO ₂ , mg / NM ³	Not specified	77.4
c. NO ₂ , mg / NM ³	710.00	219
Stack connected to incinerator	Not in operation	

RAIL WHEEL PLANT/BELA (INDIAN RAILWAYS) GOVT. OF INDIA		OFFICE OF THE CHIEF ADMINISTRATIVE OFFICER, ADMINISTRATIVE BUILDING, VILLAGE-BELA, BLOCK- DARIAPUR, SARAN (CHHAPRA), BIHAR.
---	--	--

MONTH WISE MONITORING & ANALYSIS OF AMBIENT AIR QUALITY JUNE-2016

- REF: (i)** Ministry of Environment and Forest (MoEF)/GOI environmental Clearance no. J-11011/527/2010-IA.II(I) dated 12.01.2012.
(ii) Bihar State Pollution Control Board (BSPCB) Discharge Consent Order Letter No. pt 2-116/11 t-17582, dated 22.11.12.
(iii) BSPCB Emission Consent Order letter No. PT(NOC)-628/09 T-17581, dated 22.11.12.

(Monitoring & Analysis done by MoEF Recognized Environmental Laboratory, Netel(India)Limited, Navi Mumbai)

Month	Parameters	Limit(Max)	Near Main Gate	Near East Side Boundary Wall (Store Yard)	Near Main Store 2	Near ADM Building (TTC)	Near Main Gate	Near East Side Boundary Wall (Store Yard)	Near Main Store 2	Near ADM Building (TTC)
24 Hrs. Average Concⁿ. in µg/m³										
June-2016	01st Monitoring					02nd Monitoring				
	PM ₁₀	100 µg/m ³	47.6	56.9	53.8	42.5	52.0	52.9	51.4	46.2
	PM _{2.5}	60 µg/m ³	25.9	30.6	30.5	30.2	28.6	29.5	29.8	29.4
	SO ₂	80 µg/m ³	7.3	9.4	8.6	8.4	9.5	8.7	8.6	8.7
	NO ₂	80 µg/m ³	16.9	17.3	17.8	16.9	17.5	18.4	17.5	17.6