



RAIL WHEEL PLANT/BELA (INDIAN RAILWAYS) GOVT. OF INDIA		OFFICE OF THE CHIEF ADMINISTRATIVE OFFICER, ADMINISTRATIVE BUILDING, VILLAGE-BELA, BLOCK- DARIAPUR, SARAN (CHHAPRA), BIHAR.
---	--	--

MONTH WISE ANALYSIS OF GROUND WATER SAMPLE DECEMBER-2014

REF: (i) Ministry of Environment and Forest (MoEF)/GOI environmental Clearance no. J-11011/527/2010-IA.II(I) dated 12.01.2012.
(ii) Bihar State Pollution Control Board (BSPCB) Discharge Consent Order Letter No. pt 2-116/11 t-17582, dated 22.11.12.
(iii) BSPCB Emission Consent Order letter No. PT(NOC)-628/09 T-17581, dated 22.11.12.

(Sampling & Analysis done by MoEF Recognized Environmental Laboratory, Netal (India) Limited, Mumbai)


Ground Water sample	UNIT	Limit as per IS10500:1991		Actual measured value	
		Limit (Max) (mg/l) Desirable	Permissible limit in the absence of alternative source	Borewell No.1	Borewell No. 2
1. Colour	Hazen	5.0	15	<1.00	<1.00
2. pH	--	6.5 to 8.5	No relaxation	7.2	7.1
3. Turbidity on NTU	NTU	1.00	5.00	<1.00	<1.00
4. Total Dissolved Solids (TDS)	mg/l.	500.00	2000.00	421	394
5. Total Hardness as CaCO ₃	mg/l.	200.00	600.00	196	195
6. Calcium as Ca	mg/l.	75.00	200.00	39.8	33.2
7. Magnesium as Mg	mg/l.	30.00	No relaxation	27.6	27.3
8. Iron as Fe	mg/l.	0.30	No relaxation	0.12	0.14
9. Total Alkalinity as CaCO ₃	mg/l.	200.00	600.00	282	245
10. Chloride as Cl	mg/l.	250.00	1000.00	42	36
11. Sulphate as SO ₄	mg/l.	200.00	400.00	18.2	19.0
12. Nitrate as NO ₃	mg/l.	45.00	No relaxation	3.4	4.2
13. Fluoride as F	mg/l.	1.00	1.50	0.13	0.15
14. Arsenic as As	mg/l.	0.01	0.05	<0.01	<0.01
15. Coliform	MPN	ND	--	ND	ND

RAIL WHEEL PLANT/BELA (INDIAN RAILWAYS) GOVT. OF INDIA		OFFICE OF THE CHIEF ADMINISTRATIVE OFFICER, ADMINISTRATIVE BUILDING, VILLAGE-BELA, BLOCK- DARIAPUR, SARAN (CHHAPRA), BIHAR.
---	---	--

MONTHWISE ANALYSIS OF AMBIENT NOISE LEVEL FOR DECEMBER-2014

- REF: (i)** Ministry of Environment and Forest (MoEF)/GOI environmental Clearance no. J-11011/527/2010-IA.II(I) dated 12.01.2012.
- (ii) Bihar State Pollution Control Board (BSPCB) Discharge Consent Order Letter No. pt 2-116/11 t-17582, dated 22.11.12.
- (iii) BSPCB Emission Consent Order letter No. PT(NOC)-628/09 T-17581, dated 22.11.12.
- (Sampling & Analysis done by MoEF Recognized Environmental Laboratory, , Netal (India) Limited,Mumbai)**

Monitoring Location	Unit	Limit(Max)	Noise level in dB(A) (Actual measured value)	
			Day time	Night time
1. Near Main Gate	dB(A)	Industrial area-75.0	55.9	52.6
2. Near ADM Building	dB(A)	Commercial area-65.0	40.1	37.2
3. Near Final Wheel Processing Sec.	dB(A)	Residential area-55.0	46.6	39.5
4. Near Furnace	dB(A)		60.2	55.2

RAIL WHEEL PLANT/BELA (INDIAN RAILWAYS) GOVT. OF INDIA		OFFICE OF THE CHIEF ADMINISTRATIVE OFFICER, ADMINISTRATIVE BUILDING, VILLAGE-BELA, BLOCK- DARIAPUR, SARAN (CHHAPRA), BIHAR.
---	--	--

MONTHWISE ANALYSIS OF STACK EMISSION FOR DECEMBER-2014
(Sampling & Analysis done by MoEF Recognized Environmental Laboratory, , Netal (India) Limited, Mumbai)

		Actual measured values
Stack connected to Bag House attached with Electric Arc Furnace	Limit (Max)	
a. PM, mg / NM ³	75.00	62.7
b. SO ₂ , mg / NM ³	Not specified	46.3
c. NO ₂ , mg / NM ³	710.00	208
Stack connected to Normalizing Furnace		
a. PM, mg / NM ³	75.00	22.0
b. SO ₂ , mg / NM ³	Not specified	26.1
c. NO ₂ , mg / NM ³	710.00	30.1
Stack connected to 2400 KVA DG Set-1		
a. PM, mg / NM ³	75.00	36.0
b. SO ₂ , mg / NM ³	Not specified	60.1
c. NO ₂ , mg / NM ³	710.00	215
Stack connected to Draw Furnace		
a. PM, mg / NM ³	75.00	20.6
b. SO ₂ , mg / NM ³	Not specified	Not detectable
c. NO ₂ , mg / NM ³	710.00	46.9
Stack connected to I2400 KVA DG Set-2		
a. PM, mg / NM ³	75.00	28.3
b. SO ₂ , mg / NM ³	Not specified	68.6
c. NO ₂ , mg / NM ³	710.00	80.5
Stack connected to Incinerator		
a. PM, mg / NM ³	75.00	Not in Operation
b. SO ₂ , mg / NM ³	Not specified	
c. NO ₂ , mg / NM ³	710.00	

RAIL WHEEL PLANT/BELA (INDIAN RAILWAYS) GOVT. OF INDIA		OFFICE OF THE CHIEF ADMINISTRATIVE OFFICER ADMINISTRATIVE BUILDING, VILLAGE-BELA, BLOCK- DARIAPUR, SARAN (CHHAPRA), BIHAR.
---	---	---

MONTHWISE ANALYSIS OF AMBIENT AIR QUALITY FOR DECEMBER-2014

REF: (i) Ministry of Environment and Forest (MoEF)/GOI environmental Clearance no. J-11011/527/2010-IA.II(I) dated 12.01.2012.

(ii) Bihar State Pollution Control Board (BSPCB) Discharge Consent Order Letter No. pt 2-116/11 t-17582, dated 22.11.12.

(iii) BSPCB Emission Consent Order letter No. PT(NOC)-628/09 T-17581, dated 22.11.12.

(Monitoring & Analysis done by MoEF Recognized Environmental Laboratory, Neetal India Limited, Mumbai)

Month	Parameters	Limit(Max)	Near Main Gate	Near East Side Boundary Wall (Store Yard)	Near Main Store 2	Near ADM Building (TTC)	Near Main Gate	Near East Side Boundary Wall (Store Yard)	Near Main Store 2	Near ADM Building (TTC)		
24 Hrs. Average Concⁿ in mg/m³												
Dec-2015	01st Monitoring					02nd Monitoring					Avg. Values	
	(Actual measured values)					(Actual Measured values)						
	PM ₁₀	100 µg/m ³	38.2	55.1	46.2	43.7	49.2	44.2	56.8	42.1		46.9
	PM _{2.5}	60 µg/m ³	24.6	28.6	36.2	28.6	26.8	32.5	45.3	26.3		31.1
	SO ₂	80 µg/m ³	10.2	12.6	08.6	10.2	11.2	12.5	12.2	16.8		11.8
	NO ₂	80 µg/m ³	20.6	19.1	26.0	22.1	24.5	20.2	25.9	20.2	22.3	