



<b>RAIL WHEEL PLANT/BELA (INDIAN RAILWAYS) GOVT. OF INDIA</b>		<b>OFFICE OF THE CHIEF ADMINISTRATIVE OFFICER, ADMINISTRATIVE BUILDING, VILLAGE-BELA, BLOCK- DARIAPUR, SARAN (CHHAPRA), BIHAR.</b>
---	---	--

**MONTH WISE ANALYSIS OF GROUND WATER NOVEMBER-2016**

- REF: (i)** Ministry of Environment and Forest (MoEF)/GOI environmental Clearance no. J-11011/527/2010-IA.II(I) dated 12.01.2012.
- (ii) Bihar State Pollution Control Board (BSPCB) Discharge Consent Order Letter No. pt 2-116/11 t-6094, Patna dated 03.08.2016.
- (iii) BSPCB Emission Consent Order letter No. PT(NOC)-628/09 T-6095, dated 03.08.2016.

**(Sampling & Analysis done by MoEF Recognized Environmental Laboratory, Netel(India)Limited, Navi Mumbai )**

<i>Ground Water sample</i>	UNIT	Limit as per IS10500:1991		November-16	
		Limit (Max) (mg/l) Desirable	<i>Permissible limit in the absence of alternative source</i>	<i>Borewell No. 3</i>	<i>Borewell No. 4</i>
1. Colour	Hazen	5.0	15	< 1.00	<1.00
2. pH	--	6.5 to 8.5	No Relaxation	7.5	7.4
3. Turbidity on NTU	NTU	1.00	5.00	< 1.00	< 1.00
4. Total Dissolved Solids (TDS)	mg/l.	500.00	2000.00	232	248
5. Total Hardness as CaCO <sub>3</sub>	mg/l.	200.00	600.00	162	165
6. Calcium as Ca	mg/l.	75.00	200.00	25.8	25.0
7. Magnesium as Mg	mg/l.	30.00	No Relaxation	24.2	26.3
8. Iron as Fe	mg/l.	0.30	No Relaxation	0.10	0.13
9. Total Alkalinity as CaCO <sub>3</sub>	mg/l.	200.00	600.00	176	182
10. Chloride as Cl	mg/l.	250.00	1000.00	44.2	46.2
11. Sulphate as SO <sub>4</sub>	mg/l.	200.00	400.00	13.5	14.9
12. Nitrate as NO <sub>3</sub>	mg/l.	45.00	No Relaxation	3.5	3.5
13. Fluoride as F	mg/l.	1.00	1.50	0.12	0.14
14. Arsenic as As	mg/l.	0.01	0.05	< 0.01	< 0.01
15. Coliform	MPN	ND	--	ND	ND


<b>RAIL WHEEL PLANT/BELA (INDIAN RAILWAYS) GOVT. OF INDIA</b>		<b>OFFICE OF THE CHIEF ADMINISTRATIVE OFFICER, ADMINISTRATIVE BUILDING, VILLAGE-BELA, BLOCK- DARIAPUR, SARAN (CHHAPRA), BIHAR.</b>
---	---	--

**MONTH WISE ANALYSIS OF NOISE SAMPLE NOVEMBER-2016**

- REF: (i)** Ministry of Environment and Forest (MoEF)/GOI environmental Clearance no. J-11011/527/2010-IA.II(I) dated 12.01.2012.
- (ii) Bihar State Pollution Control Board (BSPCB) Discharge Consent Order Letter No. pt 2-116/11 t-6094, Patna dated 03.08.2016.
- (iii) BSPCB Emission Consent Order letter No. PT(NOC)-628/09 T-6095, dated 03.08.2016.

**(Sampling & Analysis done by MoEF Recognized Environmental Laboratory, Netel(India)Limited, Navi Mumbai)**

Monitoring Location	Unit	Limit(Max)	Daytime	Night time
1. Near Main Gate	dB(A)	<b>Industrial area-75.0 Commercial area-65.0 Residential area-55.0</b>	<b>42.8</b>	<b>34.9</b>
2. Near ADM Building	dB(A)		<b>37.6</b>	<b>31.5</b>
3. Near Final Wheel Processing Sec.	dB(A)		<b>47.2</b>	<b>41.6</b>
4. Near Furnace	dB(A)		<b>51.0</b>	<b>44.1</b>

<b>RAIL WHEEL PLANT/BELA (INDIAN RAILWAYS) GOVT. OF INDIA</b>		<b>OFFICE OF THE CHIEF ADMINISTRATIVE OFFICER, ADMINISTRATIVE BUILDING, VILLAGE-BELA, BLOCK- DARIAPUR, SARAN (CHHAPRA), BIHAR.</b>
---	---	--

**STACK EMISSION MONITORING REPORT FROM NOVEMBER-2016**

(Sampling & Analysis done by MoEF Recognized Environmental Laboratory, Netel(India)Limited, Navi Mumbai)

		November-2016
<b>Stack connected to Bag House attached with Electric Arc Furnace</b>	<b>Limit (Max)</b>	
a. PM, mg / NM <sup>3</sup>	<b>50.00</b>	<b>42.6</b>
b. SO <sub>2</sub> , mg / NM <sup>3</sup>	<b>Not specified</b>	<b>33.5</b>
c. NO <sub>2</sub> , mg / NM <sup>3</sup>	<b>710.00</b>	<b>198</b>
<b>Stack connected to Normalizing Furnace</b>		
a. PM, mg / NM <sup>3</sup>	<b>50.00</b>	<b>34.2</b>
b. SO <sub>2</sub> , mg / NM <sup>3</sup>	<b>Not specified</b>	<b>52.4</b>
c. NO <sub>2</sub> , mg / NM <sup>3</sup>	<b>710.00</b>	<b>216</b>
<b>Stack connected to 2400 KVA DG Set-1</b>		
a. PM, mg / NM <sup>3</sup>	<b>75.00</b>	<b>34.5</b>
b. SO <sub>2</sub> , mg / NM <sup>3</sup>	<b>Not specified</b>	<b>41.2</b>
c. NO <sub>2</sub> , mg / NM <sup>3</sup>	<b>710.00</b>	<b>205</b>
<b>Stack connected to 2400 KVA DG Set-2</b>		
a.PM, mg / NM <sup>3</sup>	<b>75.00</b>	<b>39.6</b>
b.SO <sub>2</sub> , mg / NM <sup>3</sup>	<b>Not specified</b>	<b>42.8</b>
c.NO <sub>2</sub> , mg / NM <sup>3</sup>	<b>710.00</b>	<b>205</b>
<b>Stack connected to Draw Furnace</b>		
a. PM, mg / NM <sup>3</sup>	<b>75.00</b>	<b>31.6</b>
b. SO <sub>2</sub> , mg / NM <sup>3</sup>	<b>Not specified</b>	<b>58.2</b>
c. NO <sub>2</sub> , mg / NM <sup>3</sup>	<b>710.00</b>	<b>219</b>
Stack connected to incinerator	<b>Not in operation</b>	

<b>RAIL WHEEL PLANT/BELA (INDIAN RAILWAYS) GOVT. OF INDIA</b>		<b>OFFICE OF THE CHIEF ADMINISTRATIVE OFFICER, ADMINISTRATIVE BUILDING, VILLAGE-BELA, BLOCK- DARIAPUR, SARAN (CHHAPRA), BIHAR.</b>
---	--	--

**MONTH WISE MONITORING & ANALYSIS OF AMBIENT AIR QUALITY NOVEMBER-2016**

- REF: (i)** Ministry of Environment and Forest (MoEF)/GOI environmental Clearance no. J-11011/527/2010-IA.II(I) dated 12.01.2012.  
**(ii)** Bihar State Pollution Control Board (BSPCB) Discharge Consent Order Letter No. pt 2-116/11 t-6094, Patna dated 03.08.2016.  
**(iii)** BSPCB Emission Consent Order letter No. PT(NOC)-628/09 T-6095, dated 03.08.2016.

**(Monitoring & Analysis done by MoEF Recognized Environmental Laboratory, Netel(India)Limited, Navi Mumbai)**

Month	Parameters	Limit(Max)	Near Main Gate	Near East Side Boundary Wall (Store Yard)	Near Main Store 2	Near ADM Building (TTC)	Near Main Gate	Near East Side Boundary Wall (Store Yard)	Near Main Store 2	Near ADM Building (TTC)
<b>24 Hrs. Average Conc<sup>n</sup>. in µg/m<sup>3</sup></b>										
Novem ber- 2016	<b>01<sup>st</sup> Monitoring</b>					<b>02<sup>nd</sup> Monitoring</b>				
	PM <sub>10</sub>	100 µg/m <sup>3</sup>	41.6	50.8	51.2	43.2	51.6	52.8	48.5	44.6
	PM <sub>2.5</sub>	60 µg/m <sup>3</sup>	20.5	25.4	26.5	26.5	25.9	26.8	26.9	27.2
	SO <sub>2</sub>	80 µg/m <sup>3</sup>	8.2	8.6	8.4	9.0	9.5	8.9	9.7	8.6
	NO <sub>2</sub>	80 µg/m <sup>3</sup>	16.3	15.8	16.5	16.3	17.3	16.8	16.4	16.8