



RAIL WHEEL PLANT/BELA (INDIAN RAILWAYS) GOVT. OF INDIA		OFFICE OF THE CHIEF ADMINISTRATIVE OFFICER, ADMINISTRATIVE BUILDING, VILLAGE-BELA, BLOCK- DARIAPUR, SARAN (CHHAPRA), BIHAR.
---	--	--

MONTH WISE ANALYSIS OF GROUND WATER SAMPLE OCTOBER-2015

REF: (i) Ministry of Environment and Forest (MoEF)/GOI environmental Clearance no. J-11011/527/2010-IA.II(I) dated 12.01.2012.
(ii) Bihar State Pollution Control Board (BSPCB) Discharge Consent Order Letter No. pt 2-116/11 t-17582, dated 22.11.12.
(iii) BSPCB Emission Consent Order letter No. PT(NOC)-628/09 T-17581, dated 22.11.12.

(Sampling & Analysis done by MoEF Recognized Environmental Laboratory, Netal (India) Limited, Mumbai)


Ground Water sample	UNIT	Limit as per IS10500:1991		Actual measured value	
		Limit (Max) (mg/l) Desirable	Permissible limit in the absence of alternative source	Borewell No.1	Borewell No. 2
1. Colour	Hazen	5.0	15	<1.00	<1.00
2. pH	--	6.5 to 8.5	No relaxation	7.2	7.5
3. Turbidity on NTU	NTU	1.00	5.00	<1.00	<1.00
4. Total Dissolved Solids (TDS)	mg/l.	500.00	2000.00	261	264
5. Total Hardness as CaCO ₃	mg/l.	200.00	600.00	228	222
6. Calcium as Ca	mg/l.	75.00	200.00	25.3	26.2
7. Magnesium as Mg	mg/l.	30.00	No relaxation	28.2	28.9
8. Iron as Fe	mg/l.	0.30	No relaxation	0.12	0.13
9. Total Alkalinity as CaCO ₃	mg/l.	200.00	600.00	274	282
10. Chloride as Cl	mg/l.	250.00	1000.00	43.5	41.6
11. Sulphate as SO ₄	mg/l.	200.00	400.00	16.0	15.9
12. Nitrate as NO ₃	mg/l.	45.00	No relaxation	3.6	3.5
13. Fluoride as F	mg/l.	1.00	1.50	0.15	0.13
14. Arsenic as As	mg/l.	0.01	0.05	<0.01	<0.01
15. Coliform	MPN	ND	--	ND	ND

<p>RAIL WHEEL PLANT/BELA (INDIAN RAILWAYS) GOVT. OF INDIA</p>		<p>OFFICE OF THE CHIEF ADMINISTRATIVE OFFICER, ADMINISTRATIVE BUILDING, VILLAGE-BELA, BLOCK- DARIAPUR, SARAN (CHHAPRA), BIHAR.</p>
---	---	--

MONTHWISE ANALYSIS OF AMBIENT NOISE LEVEL FOR OCTOBER-2015

- REF: (i)** Ministry of Environment and Forest (MoEF)/GOI environmental Clearance no. J-11011/527/2010-IA.II(I) dated 12.01.2012.
(ii) Bihar State Pollution Control Board (BSPCB) Discharge Consent Order Letter No. pt 2-116/11 t-17582, dated 22.11.12.
(iii) BSPCB Emission Consent Order letter No. PT(NOC)-628/09 T-17581, dated 22.11.12.
(Sampling & Analysis done by MoEF Recognized Environmental Laboratory, , Netal (India) Limited,Mumbai)

Monitoring Location	Unit	Limit(Max)	Noise level in dB(A) (Actual measured value)	
			Day time	Night time
1. Near Main Gate	dB(A)	Industrial area-75.0	41.2	35.9
2. Near ADM Building	dB(A)	Commercial area-65.0	43.6	35.8
3. Near Final Wheel Processing Sec.	dB(A)	Residential area-55.0	61.2	56.7
4. Near Furnace	dB(A)		71.9	64.5

<p>RAIL WHEEL PLANT/BELA (INDIAN RAILWAYS) GOVT. OF INDIA</p>		<p>OFFICE OF THE CHIEF ADMINISTRATIVE OFFICER, ADMINISTRATIVE BUILDING, VILLAGE-BELA, BLOCK- DARIAPUR, SARAN (CHHAPRA), BIHAR.</p>
---	--	--

MONTHWISE ANALYSIS OF STACK EMISSION FOR OCTOBER-2015

(Sampling & Analysis done by MoEF Recognized Environmental Laboratory, , Netal (India) Limited, Mumbai)

		Actual measured values
Stack connected to Bag House attached with Electric Arc Furnace	Limit (Max)	
a. PM, mg / NM ³	75.00	47.6
b. SO ₂ , mg / NM ³	Not specified	32.8
c. NO ₂ , mg / NM ³	710.00	215
Stack connected to 2400 KVA DG Set-1		
a. PM, mg / NM ³	75.00	30.3
b. SO ₂ , mg / NM ³	Not specified	46.5
c. NO ₂ , mg / NM ³	710.00	237
Stack connected to 12400 KVA DG Set-2		
a. PM, mg / NM ³	75.00	31.9
b. SO ₂ , mg / NM ³	Not specified	43.2
c. NO ₂ , mg / NM ³	710.00	189
Stack connected to Incinerator		
a. PM, mg / NM ³	75.00	Not in Operation
b. SO ₂ , mg / NM ³	Not specified	
c. NO ₂ , mg / NM ³	710.00	

RAIL WHEEL PLANT/BELA (INDIAN RAILWAYS) GOVT. OF INDIA		OFFICE OF THE CHIEF ADMINISTRATIVE OFFICER ADMINISTRATIVE BUILDING, VILLAGE-BELA, BLOCK- DARIAPUR, SARAN (CHHAPRA), BIHAR.
---	---	---

MONTHWISE ANALYSIS OF AMBIENT AIR QUALITY FOR OCTOBER-2015

REF: (i) Ministry of Environment and Forest (MoEF)/GOI environmental Clearance no. J-11011/527/2010-IA.II(I) dated 12.01.2012.

(ii) Bihar State Pollution Control Board (BSPCB) Discharge Consent Order Letter No. pt 2-116/11 t-17582, dated 22.11.12.

(iii) BSPCB Emission Consent Order letter No. PT(NOC)-628/09 T-17581, dated 22.11.12.

(Monitoring & Analysis done by MoEF Recognized Environmental Laboratory, Neetal India Limited, Mumbai)

Month	Parameters	Limit(Max)	Near Main Gate	Near East Side Boundary Wall (Store Yard)	Near Main Store 2	Near ADM Building (TTC)	Near Main Gate	Near East Side Boundary Wall (Store Yard)	Near Main Store 2	Near ADM Building (TTC)	
24 Hrs. Average Concⁿ. in mg/m³											
October-2015	01st Monitoring					02nd Monitoring					Avg. Values
	(Actual measured values)										
	PM ₁₀	100 µg/m ³	51.6	62.8	56.3	35.8	45.9	47.6	43.2	39.4	47.8
	PM _{2.5}	60 µg/m ³	26.3	30.7	32.6	25.9	24.5	28.5	31.2	25.4	28.1
	SO ₂	80 µg/m ³	6.3	10.8	7.9	7.5	6.4	8.3	6.8	8.4	7.8
	NO ₂	80 µg/m ³	17.5	21.6	20.4	22.8	18.6	17.8	17.4	21.3	19.7