



RAIL WHEEL PLANT/BELA (INDIAN RAILWAYS) GOVT. OF INDIA		OFFICE OF THE CHIEF ADMINISTRATIVE OFFICER, ADMINISTRATIVE BUILDING, VILLAGE-BELA, BLOCK- DARIAPUR, SARAN (CHHAPRA), BIHAR.
---	---	--

MONTH WISE ANALYSIS OF GROUND WATER OCTOBER-2016

- REF: (i)** Ministry of Environment and Forest (MoEF)/GOI environmental Clearance no. J-11011/527/2010-IA.II(I) dated 12.01.2012.
- (ii) Bihar State Pollution Control Board (BSPCB) Discharge Consent Order Letter No. pt 2-116/11 t-6094, Patna dated 03.08.2016.
- (iii) BSPCB Emission Consent Order letter No. PT(NOC)-628/09 T-6095, dated 03.08.2016.

(Sampling & Analysis done by MoEF Recognized Environmental Laboratory, Netel(India)Limited, Navi Mumbai)

<i>Ground Water sample</i>	UNIT	Limit as per IS10500:1991		October-16	
		Limit (Max) (mg/l) Desirable	<i>Permissible limit in the absence of alternative source</i>	<i>Borewell No. 3</i>	<i>Borewell No. 4</i>
1. Colour	Hazen	5.0	15	< 1.00	<1.00
2. pH	--	6.5 to 8.5	No Relaxation	7.3	7.2
3. Turbidity on NTU	NTU	1.00	5.00	< 1.00	< 1.00
4. Total Dissolved Solids (TDS)	mg/l.	500.00	2000.00	248	252
5. Total Hardness as CaCO ₃	mg/l.	200.00	600.00	164	168
6. Calcium as Ca	mg/l.	75.00	200.00	25.8	26.3
7. Magnesium as Mg	mg/l.	30.00	No Relaxation	24.5	25.9
8. Iron as Fe	mg/l.	0.30	No Relaxation	0.11	0.12
9. Total Alkalinity as CaCO ₃	mg/l.	200.00	600.00	175	179
10. Chloride as Cl	mg/l.	250.00	1000.00	44.2	45.6
11. Sulphate as SO ₄	mg/l.	200.00	400.00	13.2	14.8
12. Nitrate as NO ₃	mg/l.	45.00	No Relaxation	3.2	3.6
13. Fluoride as F	mg/l.	1.00	1.50	0.13	0.13
14. Arsenic as As	mg/l.	0.01	0.05	< 0.01	< 0.01
15. Coliform	MPN	ND	--	ND	ND


RAIL WHEEL PLANT/BELA (INDIAN RAILWAYS) GOVT. OF INDIA		OFFICE OF THE CHIEF ADMINISTRATIVE OFFICER, ADMINISTRATIVE BUILDING, VILLAGE-BELA, BLOCK- DARIAPUR, SARAN (CHHAPRA), BIHAR.
---	---	--

MONTH WISE ANALYSIS OF NOISE SAMPLE OCTOBER-2016

- REF: (i)** Ministry of Environment and Forest (MoEF)/GOI environmental Clearance no. J-11011/527/2010-IA.II(I) dated 12.01.2012.
- (ii) Bihar State Pollution Control Board (BSPCB) Discharge Consent Order Letter No. pt 2-116/11 t-6094, Patna dated 03.08.2016.
- (iii) BSPCB Emission Consent Order letter No. PT(NOC)-628/09 T-6095, dated 03.08.2016.

(Sampling & Analysis done by MoEF Recognized Environmental Laboratory, Netel(India)Limited, Navi Mumbai)

Monitoring Location	Unit	Limit(Max)	Daytime	Night time
1. Near Main Gate	dB(A)	Industrial area-75.0 Commercial area-65.0 Residential area-55.0	41.6	33.9
2. Near ADM Building	dB(A)		36.8	32.5
3. Near Final Wheel Processing Sec.	dB(A)		48.2	43.2
4. Near Furnace	dB(A)		51.6	44.2

RAIL WHEEL PLANT/BELA (INDIAN RAILWAYS) GOVT. OF INDIA		OFFICE OF THE CHIEF ADMINISTRATIVE OFFICER, ADMINISTRATIVE BUILDING, VILLAGE-BELA, BLOCK- DARIAPUR, SARAN (CHHAPRA), BIHAR.
---	---	--

STACK EMISSION MONITORING REPORT FROM OCTOBER-2016

(Sampling & Analysis done by MoEF Recognized Environmental Laboratory, Netel(India)Limited, Navi Mumbai)

		October-2016
Stack connected to Bag House attached with Electric Arc Furnace	Limit (Max)	
a. PM, mg / NM ³	50.00	44.8
b. SO ₂ , mg / NM ³	Not specified	33.2
c. NO ₂ , mg / NM ³	710.00	210
Stack connected to Normalizing Furnace		
a. PM, mg / NM ³	50.00	33.8
b. SO ₂ , mg / NM ³	Not specified	51.0
c. NO ₂ , mg / NM ³	710.00	222
Stack connected to 2400 KVA DG Set-1		
a. PM, mg / NM ³	75.00	33.5
b. SO ₂ , mg / NM ³	Not specified	40.6
c. NO ₂ , mg / NM ³	710.00	212
Stack connected to 2400 KVA DG Set-2		
a.PM, mg / NM ³	75.00	38.2
b.SO ₂ , mg / NM ³	Not specified	41.6
c.NO ₂ , mg / NM ³	710.00	202
Stack connected to Draw Furnace		
a. PM, mg / NM ³	75.00	31.5
b. SO ₂ , mg / NM ³	Not specified	57.6
c. NO ₂ , mg / NM ³	710.00	215
Stack connected to incinerator	Not in operation	

RAIL WHEEL PLANT/BELA
(INDIAN RAILWAYS)
GOVT. OF INDIA



OFFICE OF THE
CHIEF ADMINISTRATIVE OFFICER,
ADMINISTRATIVE BUILDING,
VILLAGE-BELA, BLOCK- DARIAPUR,
SARAN (CHHAPRA), BIHAR.

MONTH WISE MONITORING & ANALYSIS OF AMBIENT AIR QUALITY OCTOBER-2016

REF: (i) Ministry of Environment and Forest (MoEF)/GOI environmental Clearance no. J-11011/527/2010-IA.II(I) dated 12.01.2012.

(ii) Bihar State Pollution Control Board (BSPCB) Discharge Consent Order Letter No. pt 2-116/11 t-6094, Patna dated 03.08.2016.

(iii) BSPCB Emission Consent Order letter No. PT(NOC)-628/09 T-6095, dated 03.08.2016.

(Monitoring & Analysis done by MoEF Recognized Environmental Laboratory, Netel(India)Limited, Navi Mumbai)

Month	Parameters	Limit(Max)	Near Main Gate	Near East Side Boundary Wall (Store Yard)	Near Main Store 2	Near ADM Building (TTC)	Near Main Gate	Near East Side Boundary Wall (Store Yard)	Near Main Store 2	Near ADM Building (TTC)
24 Hrs. Average Concⁿ. in µg/m³										
September-2016	01st Monitoring					02nd Monitoring				
	PM ₁₀	100 µg/m ³	42.8	52.8	50.6	42.5	50.8	51.6	49.5	43.2
	PM _{2.5}	60 µg/m ³	21.6	26.9	27.3	27.8	26.9	27.3	27.5	27.5
	SO ₂	80 µg/m ³	7.9	8.9	8.6	8.6	9.8	8.5	9.5	8.2
	NO ₂	80 µg/m ³	15.9	15.2	16.5	16.4	17.5	16.5	16.4	16.3