



RAIL WHEEL PLANT/BELA (INDIAN RAILWAYS) GOVT. OF INDIA		OFFICE OF THE CHIEF ADMINISTRATIVE OFFICER, ADMINISTRATIVE BUILDING, VILLAGE-BELA, BLOCK- DARIAPUR, SARAN (CHHAPRA), BIHAR.
-----------------------------------------------------------------------	-----------------------------------------------------------------------------------	----------------------------------------------------------------------------------------------------------------------------------------------------

MONTH WISE ANALYSIS OF GROUND WATER SEPTEMBER-2016

- REF: (i)** Ministry of Environment and Forest (MoEF)/GOI environmental Clearance no. J-11011/527/2010-IA.II(I) dated 12.01.2012.
- (ii) Bihar State Pollution Control Board (BSPCB) Discharge Consent Order Letter No. pt 2-116/11 t-6094, Patna dated 03.08.2016.
- (iii) BSPCB Emission Consent Order letter No. PT(NOC)-628/09 T-6095, dated 03.08.2016.

(Sampling & Analysis done by MoEF Recognized Environmental Laboratory, Netel(India)Limited, Navi Mumbai)

<i>Ground Water sample</i>	UNIT	Limit as per IS10500:1991		September-16	
		Limit (Max) (mg/l) Desirable	<i>Permissible limit in the absence of alternative source</i>	<i>Borewell No. 3</i>	<i>Borewell No. 4</i>
1. Colour	Hazen	5.0	15	< 1.00	<1.00
2. pH	--	6.5 to 8.5	No Relaxation	7.2	7.0
3. Turbidity on NTU	NTU	1.00	5.00	< 1.00	< 1.00
4. Total Dissolved Solids (TDS)	mg/l.	500.00	2000.00	265	254
5. Total Hardness as CaCO ₃	mg/l.	200.00	600.00	172	169
6. Calcium as Ca	mg/l.	75.00	200.00	26.3	25.2
7. Magnesium as Mg	mg/l.	30.00	No Relaxation	25.9	25.3
8. Iron as Fe	mg/l.	0.30	No Relaxation	0.13	0.14
9. Total Alkalinity as CaCO ₃	mg/l.	200.00	600.00	186	180
10. Chloride as Cl	mg/l.	250.00	1000.00	44.6	43.2
11. Sulphate as SO ₄	mg/l.	200.00	400.00	14.6	15.2
12. Nitrate as NO ₃	mg/l.	45.00	No Relaxation	3.6	3.7
13. Fluoride as F	mg/l.	1.00	1.50	0.15	0.13
14. Arsenic as As	mg/l.	0.01	0.05	< 0.01	< 0.01
15. Coliform	MPN	ND	--	ND	ND


RAIL WHEEL PLANT/BELA (INDIAN RAILWAYS) GOVT. OF INDIA		OFFICE OF THE CHIEF ADMINISTRATIVE OFFICER, ADMINISTRATIVE BUILDING, VILLAGE-BELA, BLOCK- DARIAPUR, SARAN (CHHAPRA), BIHAR.
-----------------------------------------------------------------------	-----------------------------------------------------------------------------------	----------------------------------------------------------------------------------------------------------------------------------------------------

MONTH WISE ANALYSIS OF NOISE SAMPLE SEPTEMBER-2016

- REF: (i)** Ministry of Environment and Forest (MoEF)/GOI environmental Clearance no. J-11011/527/2010-IA.II(I) dated 12.01.2012.
- (ii) Bihar State Pollution Control Board (BSPCB) Discharge Consent Order Letter No. pt 2-116/11 t-6094, Patna dated 03.08.2016.
- (iii) BSPCB Emission Consent Order letter No. PT(NOC)-628/09 T-6095, dated 03.08.2016.

(Sampling & Analysis done by MoEF Recognized Environmental Laboratory, Netel(India)Limited, Navi Mumbai)

Monitoring Location	Unit	Limit(Max)	Daytime	Night time
1. Near Main Gate	dB(A)	Industrial area-75.0 Commercial area-65.0 Residential area-55.0	40.2	34.8
2. Near ADM Building	dB(A)		36.4	32.8
3. Near Final Wheel Processing Sec.	dB(A)		49.5	42.6
4. Near Furnace	dB(A)		52.5	44.6

RAIL WHEEL PLANT/BELA (INDIAN RAILWAYS) GOVT. OF INDIA		OFFICE OF THE CHIEF ADMINISTRATIVE OFFICER, ADMINISTRATIVE BUILDING, VILLAGE-BELA, BLOCK- DARIAPUR, SARAN (CHHAPRA), BIHAR.
-----------------------------------------------------------------------	-----------------------------------------------------------------------------------	----------------------------------------------------------------------------------------------------------------------------------------------------

STACK EMISSION MONITORING REPORT FROM SEPTEMBER-2016

(Sampling & Analysis done by MoEF Recognized Environmental Laboratory, Netel(India)Limited, Navi Mumbai)

		April-2016
Stack connected to Bag House attached with Electric Arc Furnace	Limit (Max)	
a. PM, mg / NM ³	50.00	45.2
b. SO ₂ , mg / NM ³	Not specified	33.5
c. NO ₂ , mg / NM ³	710.00	215
Stack connected to Normalizing Furnace		
a. PM, mg / NM ³	50.00	34.6
b. SO ₂ , mg / NM ³	Not specified	51.5
c. NO ₂ , mg / NM ³	710.00	225
Stack connected to 2400 KVA DG Set-1		
a. PM, mg / NM ³	75.00	32.1
b. SO ₂ , mg / NM ³	Not specified	41.5
c. NO ₂ , mg / NM ³	710.00	226
Stack connected to 2400 KVA DG Set-2		
a.PM, mg / NM ³	75.00	37.5
b.SO ₂ , mg / NM ³	Not specified	40.5
c.NO ₂ , mg / NM ³	710.00	204
Stack connected to Draw Furnace		
a. PM, mg / NM ³	75.00	32.6
b. SO ₂ , mg / NM ³	Not specified	56.8
c. NO ₂ , mg / NM ³	710.00	218
Stack connected to incinerator	Not in operation	

RAIL WHEEL PLANT/BELA
(INDIAN RAILWAYS)
GOVT. OF INDIA



OFFICE OF THE
CHIEF ADMINISTRATIVE OFFICER,
ADMINISTRATIVE BUILDING,
VILLAGE-BELA, BLOCK- DARIAPUR,
SARAN (CHHAPRA), BIHAR.

MONTH WISE MONITORING & ANALYSIS OF AMBIENT AIR QUALITY SEPTEMBER-2016

- REF: (i) Ministry of Environment and Forest (MoEF)/GOI environmental Clearance no. J-11011/527/2010-IA.II(I) dated 12.01.2012.
(ii) Bihar State Pollution Control Board (BSPCB) Discharge Consent Order Letter No. pt 2-116/11 t-6094, Patna dated 03.08.2016.
(iii) BSPCB Emission Consent Order letter No. PT(NOC)-628/09 T-6095, dated 03.08.2016.

(Monitoring & Analysis done by MoEF Recognized Environmental Laboratory, Netel(India)Limited, Navi Mumbai)

Month	Parameters	Limit(Max)	Near Main Gate	Near East Side Boundary Wall (Store Yard)	Near Main Store 2	Near ADM Building (TTC)	Near Main Gate	Near East Side Boundary Wall (Store Yard)	Near Main Store 2	Near ADM Building (TTC)
24 Hrs. Average Concⁿ. in µg/m³										
Septem ber- 2016	01st Monitoring					02nd Monitoring				
	PM ₁₀	100 µg/m ³	44.9	53.2	51.9	43.6	50.2	51.3	50.6	45.3
	PM _{2.5}	60 µg/m ³	23.9	27.6	27.5	28.9	27.4	28.5	28.3	29.4
	SO ₂	80 µg/m ³	7.6	8.5	8.3	8.4	9.4	8.6	9.1	9.0
	NO ₂	80 µg/m ³	17.5	16.4	17.3	16.5	17.2	17.4	17.3	17.3