



RAIL WHEEL PLANT/BELA (INDIAN RAILWAYS) GOVT. OF INDIA		OFFICE OF THE CHIEF ADMINISTRATIVE OFFICER, ADMINISTRATIVE BUILDING, VILLAGE-BELA, BLOCK- DARIAPUR, SARAN (CHHAPRA), BIHAR.
---	--	--

MONTH WISE ANALYSIS OF GROUND WATER SAMPLE JANUARY-2016

REF: (i) Ministry of Environment and Forest (MoEF)/GOI environmental Clearance no. J-11011/527/2010-IA.II(I) dated 12.01.2012.
(ii) Bihar State Pollution Control Board (BSPCB) Discharge Consent Order Letter No. pt 2-116/11 t-17582, dated 22.11.12.
(iii) BSPCB Emission Consent Order letter No. PT(NOC)-628/09 T-17581, dated 22.11.12.

(Sampling & Analysis done by MoEF Recognized Environmental Laboratory, Netal (India) Limited, Mumbai)


Ground Water sample	UNIT	Limit as per IS10500:1991		Actual measured value	
		Limit (Max) (mg/l) Desirable	Permissible limit in the absence of alternative source	Borewell No.1	Borewell No. 2
1. Colour	Hazen	5.0	15	<1.00	<1.00
2. pH	--	6.5 to 8.5	No relaxation	7.3	7.1
3. Turbidity on NTU	NTU	1.00	5.00	<1.00	<1.00
4. Total Dissolved Solids (TDS)	mg/l.	500.00	2000.00	252	249
5. Total Hardness as CaCO ₃	mg/l.	200.00	600.00	219	216
6. Calcium as Ca	mg/l.	75.00	200.00	24.5	26.0
7. Magnesium as Mg	mg/l.	30.00	No relaxation	26.3	25.8
8. Iron as Fe	mg/l.	0.30	No relaxation	0.15	0.13
9. Total Alkalinity as CaCO ₃	mg/l.	200.00	600.00	263	275
10. Chloride as Cl	mg/l.	250.00	1000.00	43.3	42.6
11. Sulphate as SO ₄	mg/l.	200.00	400.00	14.6	17.0
12. Nitrate as NO ₃	mg/l.	45.00	No relaxation	3.2	3.6
13. Fluoride as F	mg/l.	1.00	1.50	0.13	0.12
14. Arsenic as As	mg/l.	0.01	0.05	<0.01	<0.01
15. Coliform	MPN	ND	--	ND	ND

<p>RAIL WHEEL PLANT/BELA (INDIAN RAILWAYS) GOVT. OF INDIA</p>		<p>OFFICE OF THE CHIEF ADMINISTRATIVE OFFICER, ADMINISTRATIVE BUILDING, VILLAGE-BELA, BLOCK- DARIAPUR, SARAN (CHHAPRA), BIHAR.</p>
---	---	--

MONTHWISE ANALYSIS OF AMBIENT NOISE LEVEL FOR JANUARY-2016

- REF: (i)** Ministry of Environment and Forest (MoEF)/GOI environmental Clearance no. J-11011/527/2010-IA.II(I) dated 12.01.2012.
(ii) Bihar State Pollution Control Board (BSPCB) Discharge Consent Order Letter No. pt 2-116/11 t-17582, dated 22.11.12.
(iii) BSPCB Emission Consent Order letter No. PT(NOC)-628/09 T-17581, dated 22.11.12.
(Sampling & Analysis done by MoEF Recognized Environmental Laboratory, , Netal (India) Limited,Mumbai)

Monitoring Location	Unit	Limit(Max)	Noise level in dB(A) (Actual measured value)	
			Day time	Night time
1. Near Main Gate	dB(A)	Industrial area-75.0	38.9	32.9
2. Near ADM Building	dB(A)	Commercial area-65.0	33.4	27.9
3. Near Final Wheel Processing Sec.	dB(A)	Residential area-55.0	51.2	43.5
4. Near Furnace	dB(A)		50.2	42.6

RAIL WHEEL PLANT/BELA (INDIAN RAILWAYS) GOVT. OF INDIA		OFFICE OF THE CHIEF ADMINISTRATIVE OFFICER, ADMINISTRATIVE BUILDING, VILLAGE-BELA, BLOCK- DARIAPUR, SARAN (CHHAPRA), BIHAR.
---	--	--

MONTHWISE ANALYSIS OF STACK EMISSION FOR JANUARY-2016
(Sampling & Analysis done by MoEF Recognized Environmental Laboratory, , Netal (India) Limited, Mumbai)

		Actual measured values
Stack connected to Bag House attached with Electric Arc Furnace	Limit (Max)	
a. PM, mg / NM ³	75.00	46.9
b. SO ₂ , mg / NM ³	Not specified	32.8
c. NO ₂ , mg / NM ³	710.00	213
Stack connected to Normalizing Furnace		
a. PM, mg / NM ³	75.00	32.8
b. SO ₂ , mg / NM ³	Not specified	52.6
c. NO ₂ , mg / NM ³	710.00	238
Stack connected to 2400 KVA DG Set-1		
a. PM, mg / NM ³	75.00	28.6
b. SO ₂ , mg / NM ³	Not specified	43.6
c. NO ₂ , mg / NM ³	710.00	249
Stack connected to Draw Furnace		
a. PM, mg / NM ³	75.00	55.6
b. SO ₂ , mg / NM ³	Not specified	72.5
c. NO ₂ , mg / NM ³	710.00	216
Stack connected to I2400 KVA DG Set-2		
a. PM, mg / NM ³	75.00	38.3
b. SO ₂ , mg / NM ³	Not specified	42.6
c. NO ₂ , mg / NM ³	710.00	195
Stack connected to Incinerator		
a. PM, mg / NM ³	75.00	Not in Operation
b. SO ₂ , mg / NM ³	Not specified	
c. NO ₂ , mg / NM ³	710.00	

RAIL WHEEL PLANT/BELA (INDIAN RAILWAYS) GOVT. OF INDIA		OFFICE OF THE CHIEF ADMINISTRATIVE OFFICER ADMINISTRATIVE BUILDING, VILLAGE-BELA, BLOCK- DARIAPUR, SARAN (CHHAPRA), BIHAR.
---	---	---

MONTHWISE ANALYSIS OF AMBIENT AIR QUALITY FOR JANUARY-2016

REF: (i) Ministry of Environment and Forest (MoEF)/GOI environmental Clearance no. J-11011/527/2010-IA.II(I) dated 12.01.2012.

(ii) Bihar State Pollution Control Board (BSPCB) Discharge Consent Order Letter No. pt 2-116/11 t-17582, dated 22.11.12.

(iii) BSPCB Emission Consent Order letter No. PT(NOC)-628/09 T-17581, dated 22.11.12.

(Monitoring & Analysis done by MoEF Recognized Environmental Laboratory, Neetal India Limited, Mumbai)

Month	Parameters	Limit(Max)	Near Main Gate	Near East Side Boundary Wall (Store Yard)	Near Main Store 2	Near ADM Building (TTC)	Near Main Gate	Near East Side Boundary Wall (Store Yard)	Near Main Store 2	Near ADM Building (TTC)		
24 Hrs. Average Concⁿ. in mg/m³												
January-2016	01st Monitoring					02nd Monitoring					Avg. Values	
	(Actual measured values)					(Actual Measured values)						
	PM ₁₀	100 µg/m ³	46.9	57.2	49.6	36.8	47.5	48.5	47.9	35.7		46.3
	PM _{2.5}	60 µg/m ³	22.8	27.8	28.6	25.6	25.3	26.4	28.7	23.4		26.1
	SO ₂	80 µg/m ³	6.5	9.7	8.6	7.5	7.6	8.4	7.5	8.3		8.01
	NO ₂	80 µg/m ³	17.5	18.2	17.4	19.5	17.6	18.5	17.5	17.2	17.9	