



RAIL WHEEL PLANT/BELA (INDIAN RAILWAYS) GOVT. OF INDIA		OFFICE OF THE CHIEF ADMINISTRATIVE OFFICER, ADMINISTRATIVE BUILDING, VILLAGE-BELA, BLOCK- DARIAPUR, SARAN (CHHAPRA), BIHAR.
---	---	--

MONTH WISE ANALYSIS OF GROUND WATER MAY-2017

- REF: (i)** Ministry of Environment and Forest (MoEF)/GOI environmental Clearance no. J-11011/527/2010-IA.II(I) dated 12.01.2012.
- (ii) Bihar State Pollution Control Board (BSPCB) Discharge Consent Order Letter No. pt 2-116/11 t-6094, dated 03.08.2016.
- (iii) BSPCB Emission Consent Order letter No. PT(NOC)-628/09 T-6095, dated 03.08.2016.

(Sampling & Analysis done by MoEF Recognized Environmental Laboratory, EMTRC Consultants Pvt. Ltd.)

<i>Ground Water sample</i>	UNIT	Limit as per IS10500:1991		June-2017	
		Limit (Max) (mg/l) Desirable	<i>Permissible limit in the absence of alternative source</i>	<i>Borewell No. 3</i>	<i>Borewell No. 4</i>
1. pH	--	6.5 to 8.5	--	7.25	7.41
2. Colour	Hazen	5	15	Colorless	Colorless
3. Turbidity on NTU	NTU	1	5	<1	<1
4. Total Dissolved Solids (TDS)	mg/l.	500	2000.00	510	530
5. Total Alkalinity as CaCO ₃	mg/l.	200	600.00	232	260
6. Total Hardness as CaCO ₃	mg/l.	200	600	280	270
7. Calcium as Ca	mg/l.	75	200	72	68
8. Magnesium as Mg	mg/l.	30	100	24.4	24.3
9. Sulphate as SO ₄	mg/l.	200	400	30	38
10. Chloride as Cl	mg/l.	250	1000	50	32
11. Nitrate as NO ₃	mg/l.	45	---	5.4	5.4
12. Iron as Fe	mg/l.	0.3	---	0.16	0.16
13. Arsenic as As	mg/l.	0.01	0.05	<0.001	<0.001
14. Fluoride as F	mg/l.	1.0	1.5	0.78	0.74
15. Coliform	MPN/100 ml	0	--	0	0


RAIL WHEEL PLANT/BELA (INDIAN RAILWAYS) GOVT. OF INDIA		OFFICE OF THE CHIEF ADMINISTRATIVE OFFICER, ADMINISTRATIVE BUILDING, VILLAGE-BELA, BLOCK- DARIAPUR, SARAN (CHHAPRA), BIHAR.
---	---	--

MONTH WISE ANALYSIS OF NOISE SAMPLE MAY-2017

- (i) Ministry of Environment and Forest (MoEF)/GOI environmental Clearance no. J-11011/527/2010-IA.II(I) dated 12.01.2012.
- (ii) Bihar State Pollution Control Board (BSPCB) Discharge Consent Order Letter No. pt 2-116/11 t-6094, dated 03.08.2016.
- (iii) BSPCB Emission Consent Order letter No. PT(NOC)-628/09 T-6095, dated 03.08.2016.

(Sampling & Analysis done by MoEF Recognized Environmental Laboratory, EMTRC Consultants Pvt. Ltd.)

Monitoring Location	Unit	Limit(Max)	Daytime	Night time
1. Near Main Gate	dB(A)	Day time- 75dBA Night time- 70 dBA	52.2	42.8
2. Near ADM Building	dB(A)		49.6	42.2
3. Near Final Wheel Processing Sec.	dB(A)		74.8	72.6
4. Near Furnace	dB(A)		88.6	82.2

RAIL WHEEL PLANT/BELA (INDIAN RAILWAYS) GOVT. OF INDIA		OFFICE OF THE CHIEF ADMINISTRATIVE OFFICER, ADMINISTRATIVE BUILDING, VILLAGE-BELA, BLOCK- DARIAPUR, SARAN (CHHAPRA), BIHAR.
---	---	--

- (i) Ministry of Environment and Forest (MoEF)/GOI environmental Clearance no. J-11011/527/2010-IA.II(I) dated 12.01.2012.
- (ii) Bihar State Pollution Control Board (BSPCB) Discharge Consent Order Letter No. pt 2-116/11 t-6094, dated 03.08.2016.
- (iii) BSPCB Emission Consent Order letter No. PT(NOC)-628/09 T-6095, dated 03.08.2016.

(Sampling & Analysis done by MoEF Recognized Environmental Laboratory, EMTRC Consultants Pvt. Ltd.)

STACK EMISSION MONITORING REPORT FROM MAY-2017

		may-2017
Stack connected to Bag House attached with Electric Arc Furnace	Limit (Max)	
a. PM, mg / NM ³	50	30
b. SO ₂ , mg / NM ³	Not specified	<1(BDL)
c. NO ₂ , mg / NM ³	Not specified	14
d. Gas Temp °C	---	54 °C
e. Velocity m/s	----	11.2
Stack connected to Normalizing Furnace		
a. PM, mg / NM ³	50	26
b. SO ₂ , mg / NM ³	Not specified	<1(BDL)
c. NO ₂ , mg / NM ³	Not specified	12
d. Gas Temp °C	---	236
e. Velocity m/s	----	12.8

RAIL WHEEL PLANT/BELA (INDIAN RAILWAYS) GOVT. OF INDIA		OFFICE OF THE CHIEF ADMINISTRATIVE OFFICER, ADMINISTRATIVE BUILDING, VILLAGE-BELA, BLOCK- DARIAPUR, SARAN (CHHAPRA), BIHAR.
---	--	--

MONTH WISE MONITORING & ANALYSIS OF AMBIENT AIR QUALITY MAY-2017

- (i) Ministry of Environment and Forest (MoEF)/GOI environmental Clearance no. J-11011/527/2010-IA.II(I) dated 12.01.2012.
(ii) Bihar State Pollution Control Board (BSPCB) Discharge Consent Order Letter No. pt 2-116/11 t-6094, dated 03.08.2016.
(iii) BSPCB Emission Consent Order letter No. PT(NOC)-628/09 T-6095, dated 03.08.2016.

(Sampling & Analysis done by MoEF Recognized Environmental Laboratory, EMTRC Consultants Pvt. Ltd.)

Month	Parameters	Limit(Max)	Near Main Gate	Near East Side Boundary Wall (Store Yard)	Near Main Store 2	Near ADM Building (TTC)	Near Main Gate	Near East Side Boundary Wall (Store Yard)	Near Main Store 2	Near ADM Building (TTC)
24 Hrs. Average Concⁿ. in µg/m³										
May-2017	01st Monitoring					02nd Monitoring				
	PM ₁₀	100 µg/m ³ (24 hours average)	52	58	62	54	58	60	58	56
	PM _{2.5}	60 µg/m ³ (24 hours average)	23	26	28	22	27	27	27	23
	SO ₂	80 µg/m ³ (24 hours average)	<4.0	<4.0	<4.0	<4.0	<4.0	<4.0	<4.0	<4.0
	NO ₂	80 µg/m ³ (24 hours average)	10.2	10.8	10.6	<9.0	10.8	11.5	11.2	<9.8