



RAIL WHEEL PLANT/BELA (INDIAN RAILWAYS) GOVT. OF INDIA		OFFICE OF THE CHIEF ADMINISTRATIVE OFFICER, ADMINISTRATIVE BUILDING, VILLAGE-BELA, BLOCK- DARIAPUR, SARAN (CHHAPRA), BIHAR.
---	--	--

MONTH WISE ANALYSIS OF GROUND WATER SAMPLE SEPTEMBER-2015

REF: (i) Ministry of Environment and Forest (MoEF)/GOI environmental Clearance no. J-11011/527/2010-IA.II(I) dated 12.01.2012.
(ii) Bihar State Pollution Control Board (BSPCB) Discharge Consent Order Letter No. pt 2-116/11 t-17582, dated 22.11.12.
(iii) BSPCB Emission Consent Order letter No. PT(NOC)-628/09 T-17581, dated 22.11.12.

(Sampling & Analysis done by MoEF Recognized Environmental Laboratory, Netal (India) Limited, Mumbai)


Ground Water sample	UNIT	Limit as per IS10500:1991		Actual measured value	
		Limit (Max) (mg/l) Desirable	Permissible limit in the absence of alternative source	Borewell No.1	Borewell No. 2
1. Colour	Hazen	5.0	15	<1.00	<1.00
2. pH	--	6.5 to 8.5	No relaxation	7.2	6.9
3. Turbidity on NTU	NTU	1.00	5.00	<1.00	<1.00
4. Total Dissolved Solids (TDS)	mg/l.	500.00	2000.00	252	268
5. Total Hardness as CaCO ₃	mg/l.	200.00	600.00	225	220
6. Calcium as Ca	mg/l.	75.00	200.00	24.0	26.8
7. Magnesium as Mg	mg/l.	30.00	No relaxation	26.5	27.9
8. Iron as Fe	mg/l.	0.30	No relaxation	0.12	0.13
9. Total Alkalinity as CaCO ₃	mg/l.	200.00	600.00	268	284
10. Chloride as Cl	mg/l.	250.00	1000.00	42.9	42.5
11. Sulphate as SO ₄	mg/l.	200.00	400.00	14.3	17.5
12. Nitrate as NO ₃	mg/l.	45.00	No relaxation	3.6	3.9
13. Fluoride as F	mg/l.	1.00	1.50	0.12	0.15
14. Arsenic as As	mg/l.	0.01	0.05	<0.01	<0.01
15. Coliform	MPN	ND	--	ND	ND

<p>RAIL WHEEL PLANT/BELA (INDIAN RAILWAYS) GOVT. OF INDIA</p>		<p>OFFICE OF THE CHIEF ADMINISTRATIVE OFFICER, ADMINISTRATIVE BUILDING, VILLAGE-BELA, BLOCK- DARIAPUR, SARAN (CHHAPRA), BIHAR.</p>
---	---	--

MONTHWISE ANALYSIS OF AMBIENT NOISE LEVEL FOR SEPTEMBER-2015

- REF: (i)** Ministry of Environment and Forest (MoEF)/GOI environmental Clearance no. J-11011/527/2010-IA.II(I) dated 12.01.2012.
(ii) Bihar State Pollution Control Board (BSPCB) Discharge Consent Order Letter No. pt 2-116/11 t-17582, dated 22.11.12.
(iii) BSPCB Emission Consent Order letter No. PT(NOC)-628/09 T-17581, dated 22.11.12.
(Sampling & Analysis done by MoEF Recognized Environmental Laboratory, , Netal (India) Limited,Mumbai)

Monitoring Location	Unit	Limit(Max)	Noise level in dB(A) (Actual measured value)	
			Day time	Night time
1. Near Main Gate	dB(A)	Industrial area-75.0	37.5	33.6
2. Near ADM Building	dB(A)	Commercial area-65.0	32.1	29.6
3. Near Final Wheel Processing Sec.	dB(A)	Residential area-55.0	50.3	43.8
4. Near Furnace	dB(A)		51.6	45.9

RAIL WHEEL PLANT/BELA (INDIAN RAILWAYS) GOVT. OF INDIA		OFFICE OF THE CHIEF ADMINISTRATIVE OFFICER, ADMINISTRATIVE BUILDING, VILLAGE-BELA, BLOCK- DARIAPUR, SARAN (CHHAPRA), BIHAR.
---	--	--

MONTHWISE ANALYSIS OF STACK EMISSION FOR SEPTEMBER-2015
(Sampling & Analysis done by MoEF Recognized Environmental Laboratory, , Netal (India) Limited,Mumbai)

		Actual measured values
Stack connected to Bag House attached with Electric Arc Furnace	Limit (Max)	
a. PM, mg / NM ³	75.00	46.3
b. SO ₂ , mg / NM ³	Not specified	31.9
c. NO ₂ , mg / NM ³	710.00	218
Stack connected to Normalizing Furnace		
a. PM, mg / NM ³	75.00	36.0
b. SO ₂ , mg / NM ³	Not specified	54.8
c. NO ₂ , mg / NM ³	710.00	243
Stack connected to 2400 KVA DG Set-1		
a. PM, mg / NM ³	75.00	27.5
b. SO ₂ , mg / NM ³	Not specified	45.7
c. NO ₂ , mg / NM ³	710.00	238
Stack connected to Draw Furnace		
a. PM, mg / NM ³	75.00	56.3
b. SO ₂ , mg / NM ³	Not specified	71.8
c. NO ₂ , mg / NM ³	710.00	213
Stack connected to I2400 KVA DG Set-2		
a. PM, mg / NM ³	75.00	31.5
b. SO ₂ , mg / NM ³	Not specified	42.1
c. NO ₂ , mg / NM ³	710.00	185
Stack connected to Incinerator		
a. PM, mg / NM ³	75.00	Not in Operation
b. SO ₂ , mg / NM ³	Not specified	
c. NO ₂ , mg / NM ³	710.00	

RAIL WHEEL PLANT/BELA (INDIAN RAILWAYS) GOVT. OF INDIA		OFFICE OF THE CHIEF ADMINISTRATIVE OFFICER ADMINISTRATIVE BUILDING, VILLAGE-BELA, BLOCK- DARIAPUR, SARAN (CHHAPRA), BIHAR.
---	---	---

MONTHWISE ANALYSIS OF AMBIENT AIR QUALITY FOR SEPTEMBER-2015

- REF: (i)** Ministry of Environment and Forest (MoEF)/GOI environmental Clearance no. J-11011/527/2010-IA.II(I) dated 12.01.2012.
(ii) Bihar State Pollution Control Board (BSPCB) Discharge Consent Order Letter No. pt 2-116/11 t-17582, dated 22.11.12.
(iii) BSPCB Emission Consent Order letter No. PT(NOC)-628/09 T-17581, dated 22.11.12.
(Monitoring & Analysis done by MoEF Recognized Environmental Laboratory, Neetal India Limited, Mumbai)

Month	Parameters	Limit(Max)	Near Main Gate	Near East Side Boundary Wall (Store Yard)	Near Main Store 2	Near ADM Building (TTC)	Near Main Gate	Near East Side Boundary Wall (Store Yard)	Near Main Store 2	Near ADM Building (TTC)	
24 Hrs. Average Concⁿ. in mg/m³											
September-2015	01st Monitoring					02nd Monitoring					Avg. Values
	(Actual measured values)										
	PM ₁₀	100 µg/m ³	51.5	63.2	56.4	38.9	48.3	50.4	45.6	42.5	49.6
	PM _{2.5}	60 µg/m ³	26.2	31.5	32.9	28.6	27.5	29.6	31.4	26.3	29.2
	SO ₂	80 µg/m ³	8.3	9.6	9.2	8.6	7.8	8.9	7.8	9.4	8.7
	NO ₂	80 µg/m ³	19.5	21.5	20.4	23.7	20.5	19.6	18.2	21.5	20.6